

# Elite LWM East-West Value Fund

## Fact Sheet - February 2010

**Fund Name**  
Elite LWM East-West Value Fund

**Type of Units**  
Retail

**Investment Advisor**  
Spixworth Asset Management

**Sub-Investment Advisor**  
Lowes Wealth Management

**Sector**  
Active Managed

**Fund Launch**  
1<sup>st</sup> December 2008

**Fund Size**  
£3.13M

**Risk Rating**  
Medium/Low Risk\*

**Fund Structure**  
UCITS

**Latest Unit Price**  
£1.0926

**Sedol**  
B3FPZ27

**Initial Fee**  
5%

**Management Fee**  
1.5 % p.a.

**TER**  
1.7%

**Trail**  
0.5% of AMC

**Currency**  
GBP

\*Further details as to the risk rating methodology are available on request from Lowes Wealth Management.

### Elite LWM East-West Value Fund

The award-winning Elite LWM East-West Value Fund is a UK-authorized fund designed to provide an ideal investment vehicle for investors seeking exposure to global equity markets. The objective of the Fund is to outperform all major global markets over the longer term whilst maintaining a comparatively low level of investment risk.

The Fund seeks to invest in a portfolio of the 25-35 best value companies from around the world using a classical value-investment strategy designed to identify undervalued, established companies with low debt and significant real assets. The Fund diversifies across major and emerging economies, currencies and a wide range of industrial sectors.

The Fund was awarded the Best New Product for December 2008 by What Investment magazine.

### Fund Performance

Figures as of 29<sup>th</sup> January



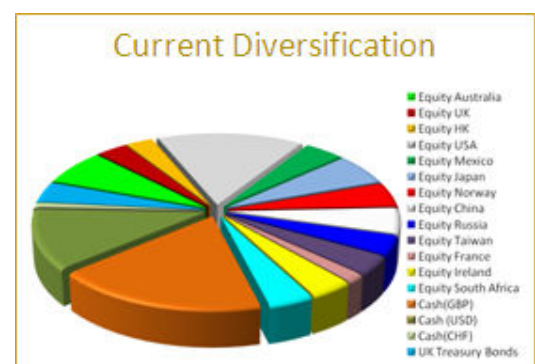
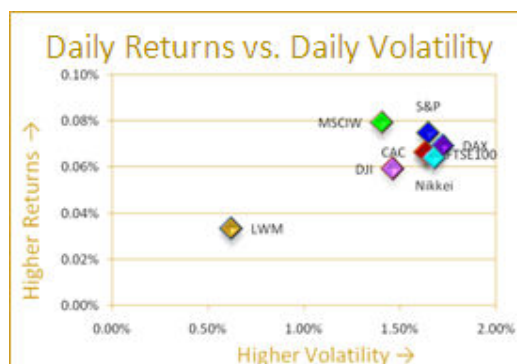
	1 Month	6 Months	YTD
LWM	-4.82%	7.94%	-4.82%
FTSE	-4.15%	12.59%	-4.15%
MSCIW	-4.19%	7.16%	-4.19%
DJIA	-3.46%	9.77%	-3.46%
S&P 500	-3.70%	8.75%	-3.70%
Nikkei	-3.30%	-1.53%	-3.30%
DAX	-5.85%	5.19%	-5.85%
CAC	-5.00%	9.14%	-5.00%

No trading took place during the initial offer period from 1st December 2008 to 2nd January 2009

In December, the Elite LWM East-West Value Fund performed very strongly, increasing by 5.13%. Performance was strong across much of our portfolio and was further enhanced by a rise in the value of the USD vis-à-vis GBP. This benefits not only our US stocks and currency, but also our Chinese and Hong Kong stocks.

### Top Five Equity Holdings

Ticker	Stock Name	Country	Industry	Weighting
0828.HK	Dynasty Fine Wines Group Ltd.	China	Alcoholic Beverages	5.03%
NHY.OL	Norsk Hydro	Norway	Basic Materials	4.73%
ARA.M	Conсорcio	Mexico	Housing	4.22%
AIZ	Assurant	U.S.A.	Insurance	4.12%
TDW	Tidewater	U.S.A.	Oil Shipping Services	4.11%

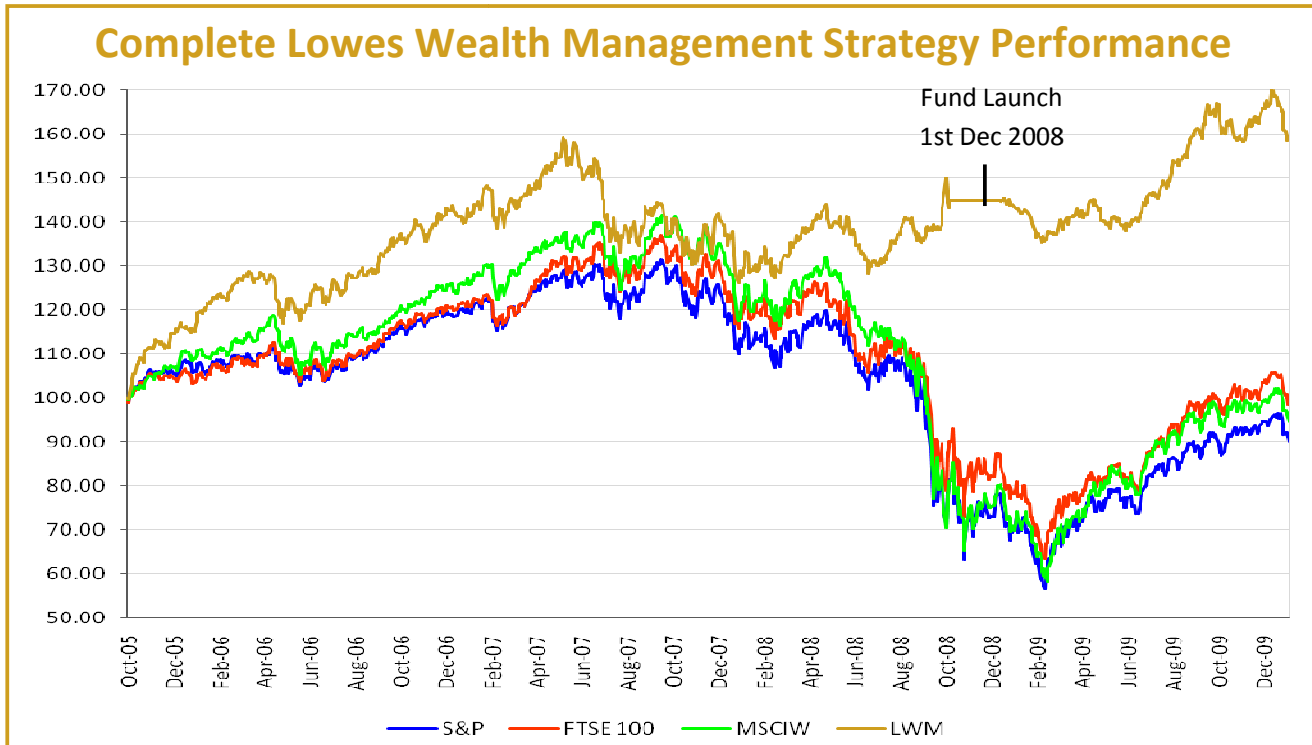


# Elite LWM East-West Value Fund Fact Sheet - February 2010



## The Strategy used by the Fund

The classical value strategy used by the Fund has been offered to the clients of Lowes Wealth Management since October 2005. Since inception this strategy has outperformed all major global markets, with lower volatility.



Year	Jan	Feb	Mar	Apr	May	June	July	Aug	Sept	Oct	Nov	Dec	YTD
2005										3.08%	8.31%	3.02%	15.02%
2006	3.78%	2.80%	4.03%	-0.76%	-3.69%	2.00%	1.28%	2.01%	3.37%	2.51%	0.63%	4.05%	24.03%
2007	-0.50%	-0.51%	1.19%	3.27%	6.97%	-5.14%	-6.16%	-1.14%	1.78%	-0.57%	-3.82%	3.61%	-1.80%
2008	-6.72%	-0.18%	2.04%	4.09%	1.09%	-3.85%	-3.05%	6.72%	-0.54%	4.35%	0.00%	0.00%	3.42%
2009	-1.36%	-4.30%	1.08%	2.60%	-1.70%	0.02%	5.15%	4.67%	4.50%	0.84%	-2.20%	5.13%	14.80%
2010	-4.82%												-4.82%

Prior to 1st December 2008 (the launch date for the Fund), the performance figures quoted for the underlying strategy are the gross returns of our entire equity portfolio over the period beginning October 27th 2005. We measure only the performance of the money that was invested on behalf of our clients. We factor in any cash received in the form of dividends from stocks purchased and any realised cash that was held resultant of the sale of a stock. We do not however factor in sums received for investment that did not enter the investment cycle.

The Fund is a sub-fund of the Elite LWM Value Portfolio Fund and is an Umbrella Investment Company with Variable Capital authorised by the Financial Services Authority.

**LWM London Office**  
68 Lombard Street, London, EC3V 9LJ  
Tel: +44 (0)20 7868 1717  
Fax: +44 (0)20 7868 1800

**LWM Beijing Office**  
A-407 Tian Shui Yuan Centre, Beijing, 100026  
Tel: +86 (0)10 6593 0670  
Fax: +86 (0)10 6501 6911

This communication constitutes neither an offer to sell nor a solicitation of an offer to purchase/subscribe to any investment. All information and attachments (the "Material") are provided by Lowes Wealth Management ("LWM") as part of its internal research activity. This Material is solely for informational purposes, and LWM makes no representations as to accuracy or completeness. LWM is not responsible for errors contained herein and shall not be liable for any consequences arising out of reliance upon same. Opinions herein constitute the present judgement of LWM, which is subject to change without notice.

This communication is confidential and may be covered by legal, professional or other privilege. Any disclosure, copying or distribution, as well as any action taken or omitted to be taken in reliance on information herein, is strictly prohibited. This Material and its use may be restricted by law in some jurisdictions, and persons who receive or otherwise interact with it are required to inform themselves and to comply with any such restrictions. Specifically, the information herein is not for distribution to the USA or Switzerland, and it does not constitute an offer or a solicitation of an offer to buy or to sell securities in those countries or to sell securities to or for the benefit of any US or Swiss resident.